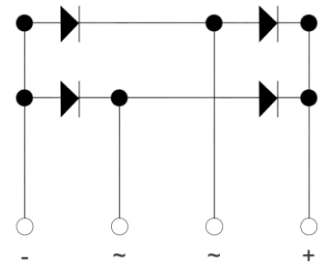


### Features

- ◆ Glass Passivated Chip
- ◆ High Surge Current Capability
- ◆ Low Reverse Leakage Current
- ◆ Case to Terminal Isolation Voltage 2500V

### Application

- ◆ Coffee Machine
- ◆ Induction Cooker
- ◆ Household Electrical Appliances
- ◆ General Purpose Single-Phase Bridge Rectifier



### Machanical Data

- ◆ Case: Plastic Package
- ◆ Marking / Polarity: Marked on Body
- ◆ Weight: About 6.66 Grams

### Maximum Ratings and Thermal Characteristics $T_A = 25^\circ\text{C}$ unless otherwise noted

Symbol	Parameter		Rating	Unit
$V_{RRM}$	Recurrent Peak Reverse Voltage		1000	V
$I_{F(AV)}$	Average Forward Output Rectified Current, $T_A = 120^\circ\text{C}$		15	A
$V_F$	Maximum Forward Voltage Per Leg, $I_{FM} = 15\text{A}$		1.05	V
$I_{FSM}$	Peak Forward Surge Current Single Half Sine-wave Superimposed on Rated Load		220	A
$I_R$	Maximum DC Reverse Current at Rated DC Blocking Voltage	$T_A = 25^\circ\text{C}$	5.0	$\mu\text{A}$
		$T_A = 125^\circ\text{C}$	500	
$i^2t$	Rating for Fusing ( $t < 8.3\text{ms}$ )		200	$\text{A}^2\text{S}$
$V_{isol}$	Rms Isolation Voltage from Case to Leads		2500	V
$C_J$	Typical Junction Capacitance		50	pF
$R_{\theta JC}$	Maximum Thermal Resistance Per Leg		2.0	$^\circ\text{C/W}$
$T_J, T_{STG}$	Operating Junction and Storage Temperature Range		-55 to 150	$^\circ\text{C}$

### Notes:

- Junction to case with heatsink.
- Recommended mounting position is to bolt down on heatsink with silicone thermal compound for maximum heat transfer with M3 screw.

### ■ Characteristic Curve

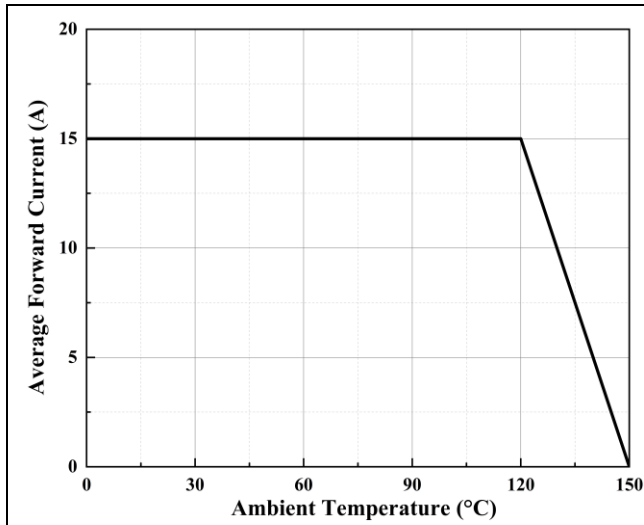


Figure 1. Forward Current Derating Curve

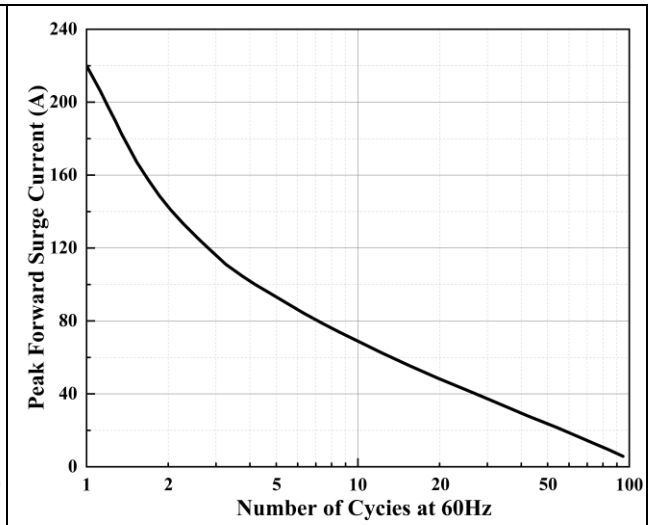


Figure 2. Maximum Non-Repetitive Surge Current

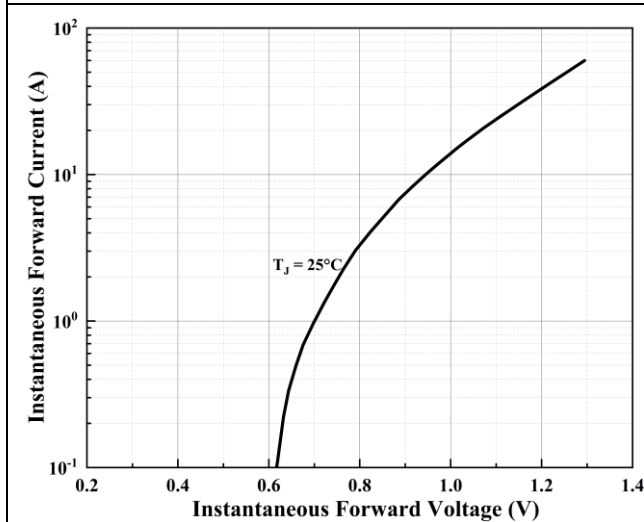


Figure 3. Typical Forward Characteristics Per Diode

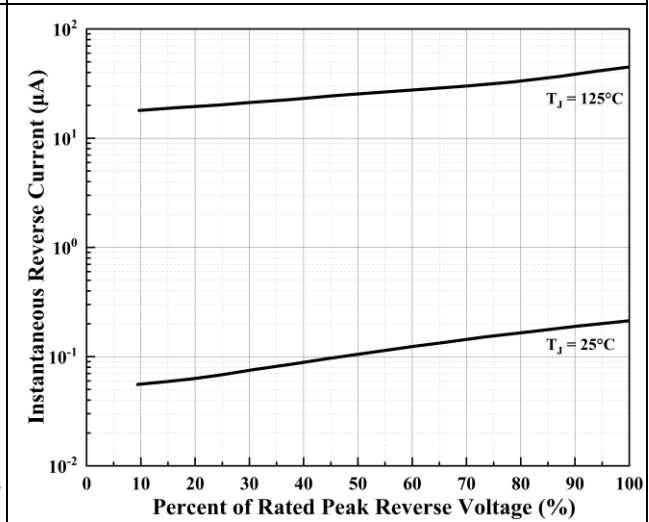
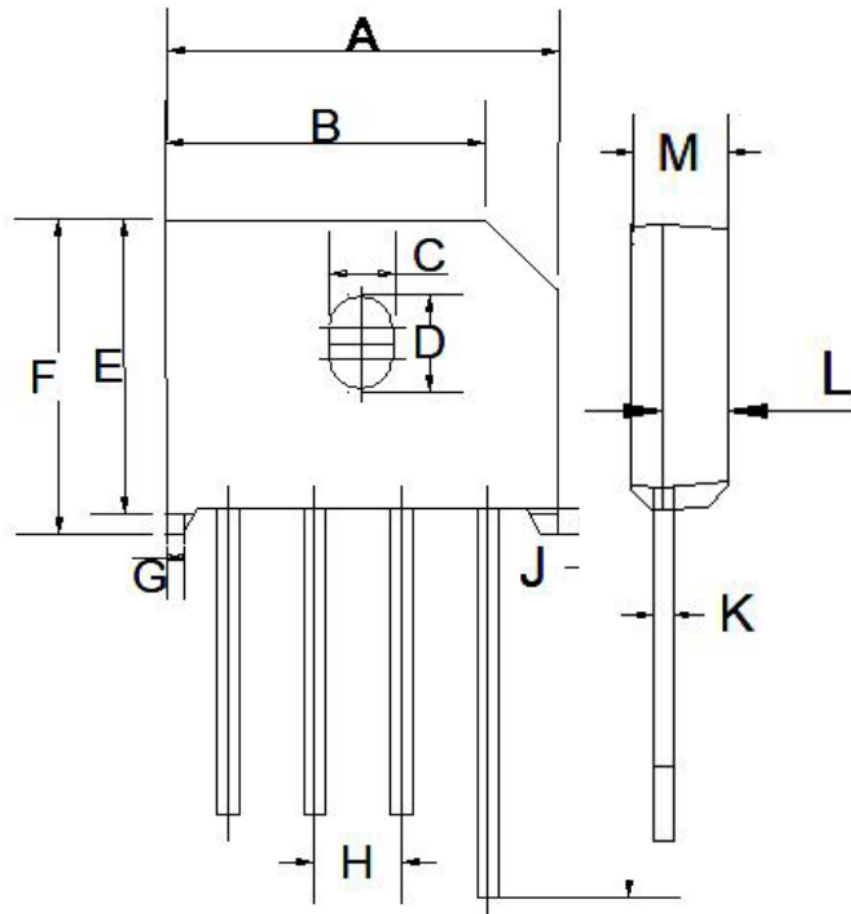


Figure 4. Typical Reverse Leakage Characteristics Per Diode

### ■ Package Information

#### KBU Series



Item	Min (mm)	Max (mm)
A	22.70	23.30
B	18.00	18.60
C	3.60	3.90
D	5.70	5.90
E	17.20	17.80
F	18.70	19.30
G	0.80	1.20
H	4.90	5.40
I	24.90	25.50
J	1.30	1.70
K	1.20	1.30
L	4.60	4.90
M	6.60	6.90